

# HOME FIRE ESCAPE DRILL

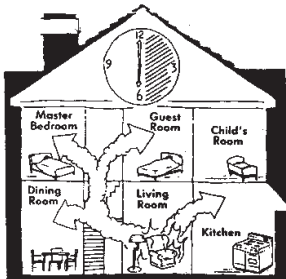
**MISTAKES COST LIVES. PLAN AHEAD.**

## HOME FIRE ESCAPE DRILL

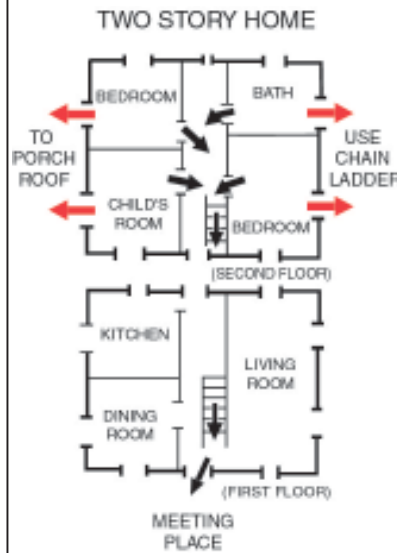
Every household should practice the Home Fire Escape Drill. If a fire should occur, this drill can help you and your family escape.

The Home Fire Escape Drill is designed to help families practice two escape routes out of the house if a fire should occur. Planning and practicing two escape routes – one normal route through hallways and stairways; and an alternative route through windows or onto the roof – will help save the lives of you and your family. The alternative escape route is vital because most home fires start in areas of the house that may block the usual hallway and stairway exit routes.

Please join the State Fire Marshal's office and your local fire department in helping to save lives by completing this Home Fire Escape Drill.



## SAMPLE ESCAPE PLAN




- Remember, in an actual fire:**
- once outside, never re-enter the house.
  - call the fire department from a neighbor's house.

## DRAW YOUR ESCAPE PLAN

- On the diagram below, draw an outline of your home, identify each room and label them. Locate windows, doors, hallways and stairways.
- Draw black arrows to show the normal escape route through hallways and stairways.
- Draw red arrows to mark an alternative escape route in case fire blocks exits through hallways and stairways. Identify bedroom windows that will be used to escape and exits to the roof.
- Identify a meeting place for family members outside of the house.

## PRACTICE YOUR PLAN

- Practice the Home Fire Escape Drill twice, once using the normal exits and then the alternative route.
- Close all of the bedroom doors.
- Set off the smoke detector by pushing the test button.
- Family members should sound their own alarm at the first sign of fire. Yelling or pounding on walls are examples.
- Always test the doors for heat before opening. Sweep your hand over the upper portion of the door to feel for heat. If the door is hot or warm, do not open it. Instead use your alternative route. If the door does not feel hot to the touch, open the door a crack to see if there is smoke.
- If there is no smoke, exit the house. If you find heavy smoke, close the door and use your alternative escape route.
- Go to the designated meeting place outside.



# HOME FIRE ESCAPE DRILL

## HOME FIRE ESCAPE TIPS

- 🔥 Install a smoke detector on each level of your home and inside of each bedroom.
- 🔥 Check your smoke detector monthly to make sure it is working properly. Change the batteries at least twice a year. Doing it in the fall and spring when you change your clocks is a good way to remember. Change your clocks - Change your batteries.
- 🔥 Plan to assist family members who are unable to escape on their own.
- 🔥 Practice both your primary and alternative escape routes.
- 🔥 Check to make sure all windows open easily.
- 🔥 Yell or pound on walls to notify other family members of the fire.
- 🔥 Never waste time getting dressed or gathering valuables.
- 🔥 Always test doors for heat before opening.
- 🔥 Crawl on the floor or stoop low to avoid smoke.
- 🔥 Exit quickly and calmly. Get out and Stay Out.
- 🔥 Go to the designated meeting place outside.
- 🔥 Make sure everyone is out of the house.
- 🔥 Call for help from a neighbor's house.

---

An Equal Opportunity Employer & Service Provider

Department of Commerce

Division of State Fire Marshal

---



# HOME FIRE ESCAPE DRILL

OHIO DEPARTMENT OF COMMERCE  
DIVISION OF STATE FIRE MARSHAL  
8895 East Main Street  
Reynoldsburg, Ohio 43068  
1-888-243-0305  
TTY/TDD: 1-800-750-0750  
[www.com.ohio.gov/fire/](http://www.com.ohio.gov/fire/)

**Ted Strickland**  
Governor

**Kimberly A. Zurz**  
Director of Commerce

**Michael P. Bell**  
State Fire Marshal